

Cable to Steel Surface / Pipe

Mold Information:

- Molds listed are for stranded cable. For solid conductor, add suffix "S" after conductor number. i.e. 4S = 4 AWG solid conductor.
- Price Key is the **Bold Letter** in the Mold Part No.
- For **VT** mold Wear Plates, add suffix "WP" to the end of the Mold Part No. See page 315 for details.

Required Tools & Accessories:

CSH1 - Chain Support Handle clamp for "B" and "K" Price Key Molds

OR

MH1 - Mold Handle for "B" and "K" Price Key Molds **AND**

CSKIT - Chain Support Kit

Recommended Tools & Accessories:

CCBRSH1 - Cable Cleaning Brush

MCBRSH1 - Mold Cleaning Brush



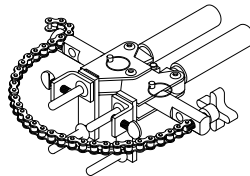
VU

(Vertical Cable Dead End to Side of Vertical or Horizontal Steel Pipe)

VU (Pipe) Connection Type

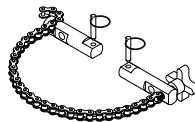
Cable Size	Mold Part No.	Weld Metal	
		UltraShot	NUWTUBE
#6	VU-6**B	US65	NUWTUBE65
#4	VU-4**B	US65	NUWTUBE65
#2 Sol	VU-2S**B	US65	NUWTUBE65
#2	VU-2**B	US65	NUWTUBE65
1/0	VU-1/0**B	US150	NUWTUBE150
2/0	VU-2/0**B	US150	NUWTUBE150
3/0	VU-3/0**K	US200	NUWTUBE200
4/0	VU-4/0**K	US200	NUWTUBE200
250 MCM	VU-25CM**K	US200	NUWTUBE200

**Add Pipe Size and Horizontal or Vertical Pipe to Mold Part No. See chart below.

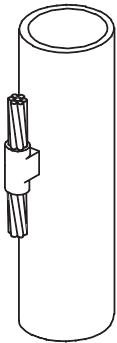


CSH1

Patented



CSKIT



VT

(Vertical Thru Cable to Side of Vertical or Horizontal Steel Pipe)

VT (Pipe) Connection Type

Cable Size	Mold Part No.	Weld Metal	
		UltraShot	NUWTUBE
#6	VT-6**B	US90	NUWTUBE90
#4	VT-4**B	US90	NUWTUBE90
#2 Sol	VT-2S**B	US115	NUWTUBE115
#2	VT-2**B	US115	NUWTUBE115
1/0	VT-1/0**K	US200	NUWTUBE200
2/0	VT-2/0**K	US200	NUWTUBE200
3/0	VT-3/0**K	US250	NUWTUBE250
4/0	VT-4/0**K	US250	NUWTUBE250
250 MCM	VT-25CM**K	US250	NUWTUBE250

**Add Horizontal or Vertical Pipe Orientation and Pipe Size Indicator. See chart to the right.

CABLE TO VERTICAL STEEL PIPE

Use Mold Part No.; add "V" with Pipe Size (**) Indicator

Cable	Nominal Pipe Size	Pipe Size Indicator
#4 thru 250	28" and Smaller	Nominal Pipe Size ^o
	30" and Larger	None

Example: #2 cable to 2-1/2" pipe = VT-2V2.5**B**

CABLE TO HORIZONTAL STEEL PIPE

Use Mold Part No.; add "H" with Pipe Size (**) Indicator

Example: #2/0 cable to 6" pipe = VT-2/0H6**B**

◇ See page 325 for pipe sizes.