

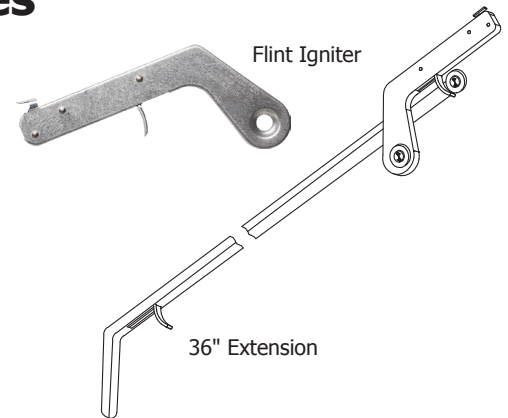
Materials, Tools & Accessories

Mold Accessories

Flint Igniters

Part No.	Description	Qty.	Approx. Each Wt. (lbs.)
FLTIG	Flint Igniter	EA	1/4
FLTIGEXT	36" Extention	EA	1-1/2
RPLFLT	Replacement Flints	EA	1/8

- When making an Ultraweld connection, Flint Igniters are used to ignite the starting material.
- MH1 and MH2 handle clamps include a Flint Igniter.
- Replacement Flints are also available.



Torch Head

Part No.	Qty.	Approx. Each Wt. (lbs.)
TRCHD	EA	1-1/4




- Self-igniting Torch Head is designed to fit 14 or 16 ounce propane cylinders.
- Torches are required to remove moisture from the mold and conductors before making the Ultraweld connections.


Adapting Molds to Fit Conductors

Wrap Sleeves

Part No.	Box Qty.	Approx. Box Wt. (lbs.)
WRPSLV	50	1/2



- Wrap Sleeves can be used when welding cables smaller than indicated on mold tag.
- When the cable opening in the mold is larger than the cable, copper Wrap Sleeves are wrapped around the cable until the diameter is about the same size as the mold cable opening.
- A copper Wrap Sleeve is also used for wrapping around rebar for certain connection styles.



Adapter Sleeves

Part No.	Cable Size		Use in Mold for Stranded	Sleeve Dimensions			Box Qty.	Approx. Box Wt. (lbs.)
	Concentric Strand	Solid		O.D.	I.D.	Length		
ADPSLV6	#12, 14	#10, 12, 14	#6 Sol.	.156	.111	1.00	25	1/4
ADPSLV4	#7, 8, 10	#6, 8	#4 Str.	.227	.177	1.00	25	1/4
ADPSLV2A	#6	#5	#2 Str.	.292	.198	1.00	25	1/4
ADPSLV2B	#4, 5	#3, 4	#2 Str.	.287	.246	1.00	25	1/4
ADPSLV1	#4	n/a	#1 Str.	.340	.246	1.00	25	1/4
ADPSLV1/0	#2	#1	1/0 Str.	.370	.307	1.00	25	1/4
ADPSLV2/0	#1	1/0	2/0 Str.	.420	.359	1.00	25	1/4
ADPSLV3/0	1/0, #1	2/0	3/0 Str.	.452	.389	1.00	25	1/4
ADPSLV4/0	2/0, 1/0	3/0	4/0 Str.	.524	.437	1.50	25	1/4

- Adapter Sleeves can be used when welding cables smaller than indicated on mold tag.
- Adapter sleeves slide over the cable to adapt smaller size cables to a larger size mold.